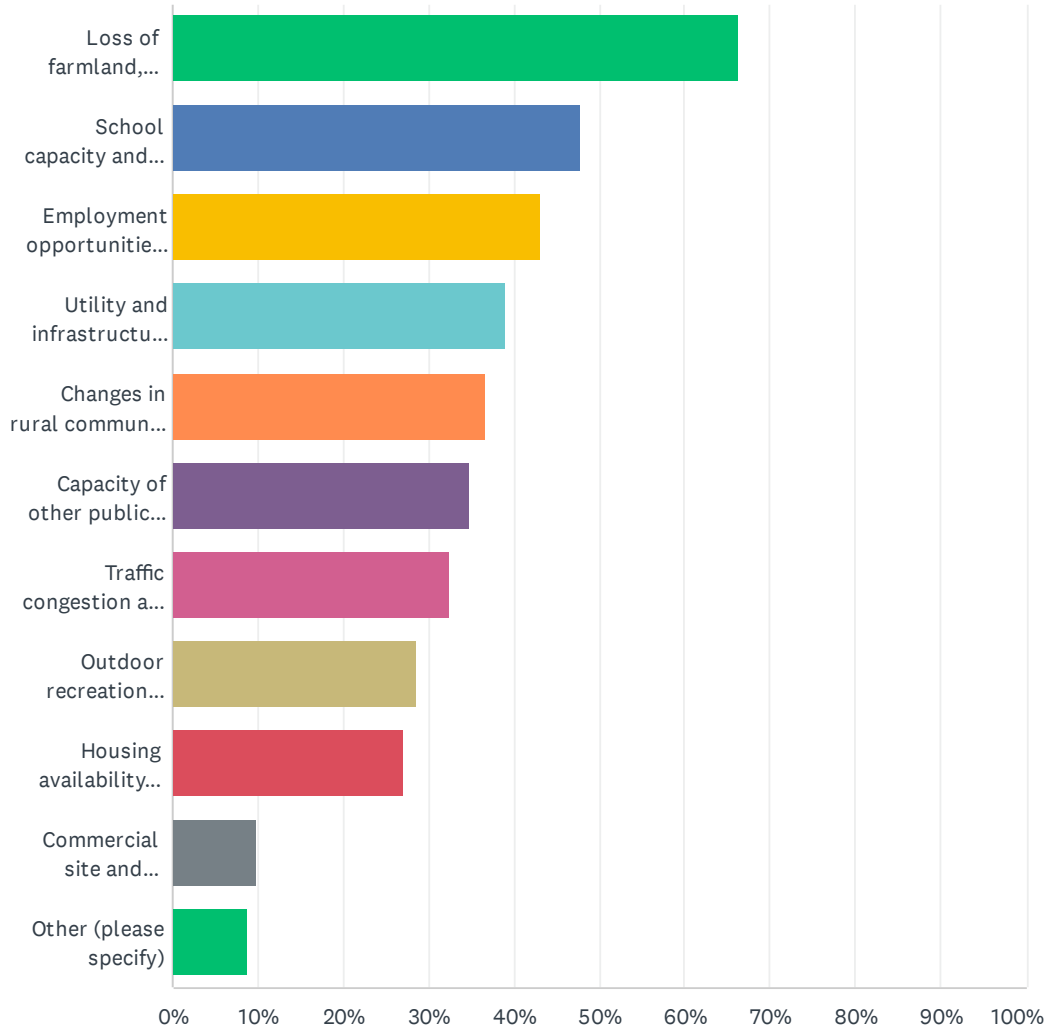


# Q1 What do you see as priority issues or needs for Nash County to consider in its Comprehensive Plan? (Select up to 5)

Answered: 585 Skipped: 0



## Nash County Comprehensive Plan Survey

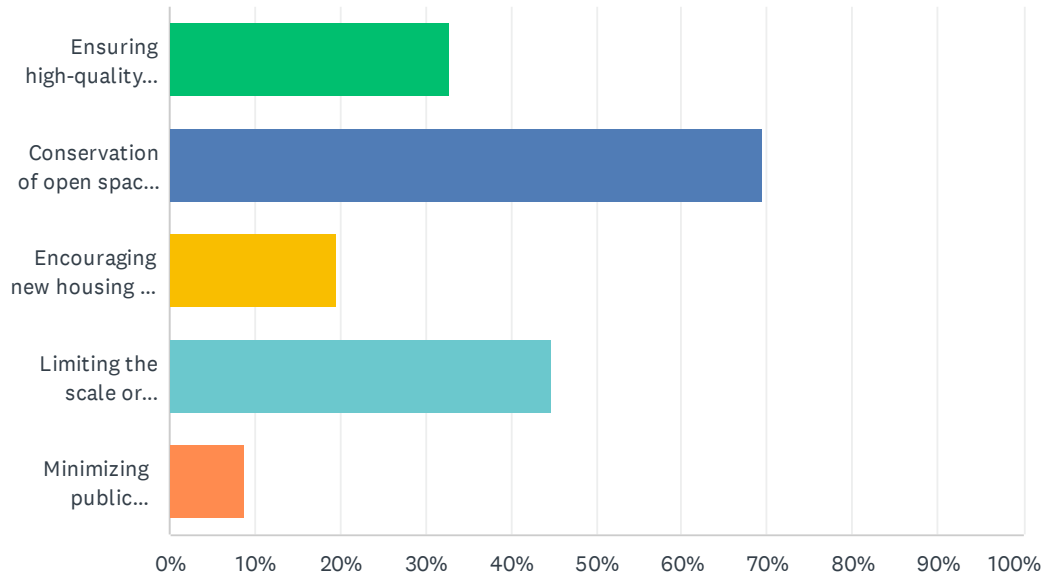
ANSWER CHOICES	RESPONSES	
Loss of farmland, and/or impacts to natural resources	66.32%	388
School capacity and/or quality	47.86%	280
Employment opportunities/economic development	43.08%	252
Utility and infrastructure capacity	38.97%	228
Changes in rural community character	36.58%	214
Capacity of other public services (emergency services, etc)	34.70%	203
Traffic congestion and road maintenance	32.31%	189
Outdoor recreation opportunities/parks	28.55%	167
Housing availability/affordability	27.18%	159
Commercial site and building design	9.74%	57
Other (please specify)	8.72%	51
<b>Total Respondents: 585</b>		

**Q2 What is the top priority you would like the County to address in the next 2-5 years?**

Answered: 503 Skipped: 82

### Q3 What are your land use and development priorities for Nash County? (choose up to two)

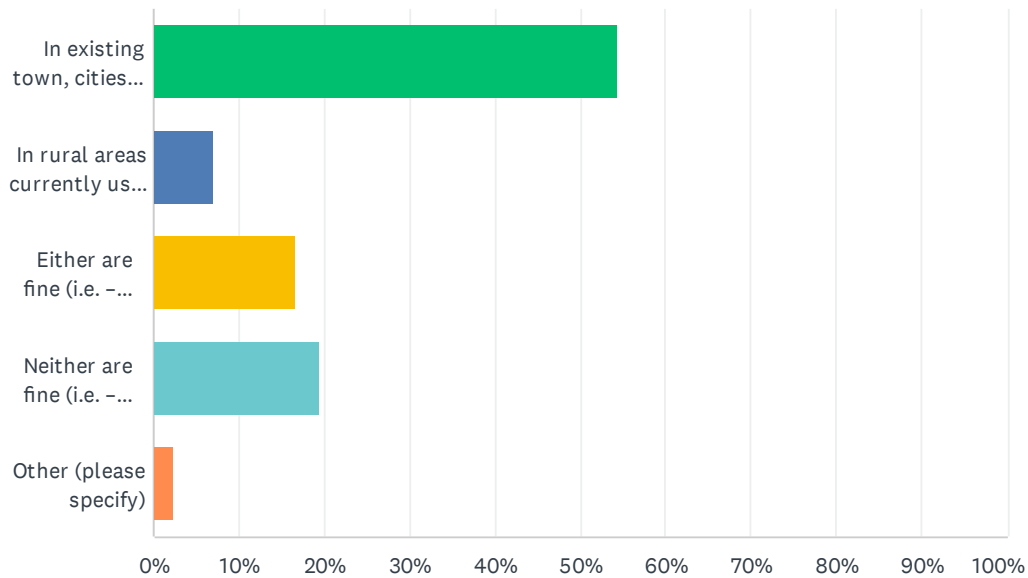
Answered: 533 Skipped: 52



ANSWER CHOICES	RESPONSES	
Ensuring high-quality development	32.83%	175
Conservation of open space and agricultural land	69.61%	371
Encouraging new housing and housing options	19.70%	105
Limiting the scale or density of development	44.84%	239
Minimizing public infrastructure expansion and long-term maintenance	8.82%	47
Total Respondents: 533		

## Q4 Where should the County help guide new development? (choose one)

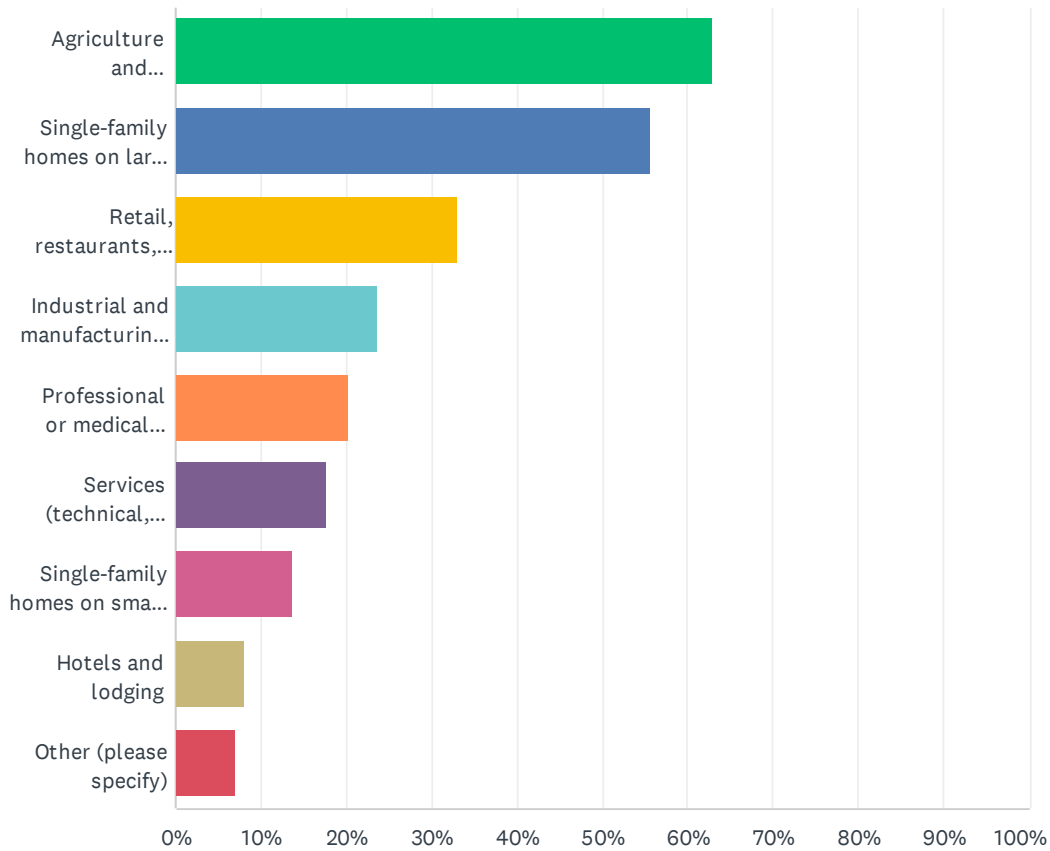
Answered: 533 Skipped: 52



ANSWER CHOICES	RESPONSES	
In existing town, cities, and crossroads communities	54.41%	290
In rural areas currently used as farm or forest land	7.13%	38
Either are fine (i.e. – wherever the market desires)	16.70%	89
Neither are fine (i.e. – don't want more growth in the County)	19.32%	103
Other (please specify)	2.44%	13
<b>TOTAL</b>		<b>533</b>

### Q5 When private development does happen in the unincorporated County, what would you most like to see and/or what type would be most appropriate? (Select all that apply)

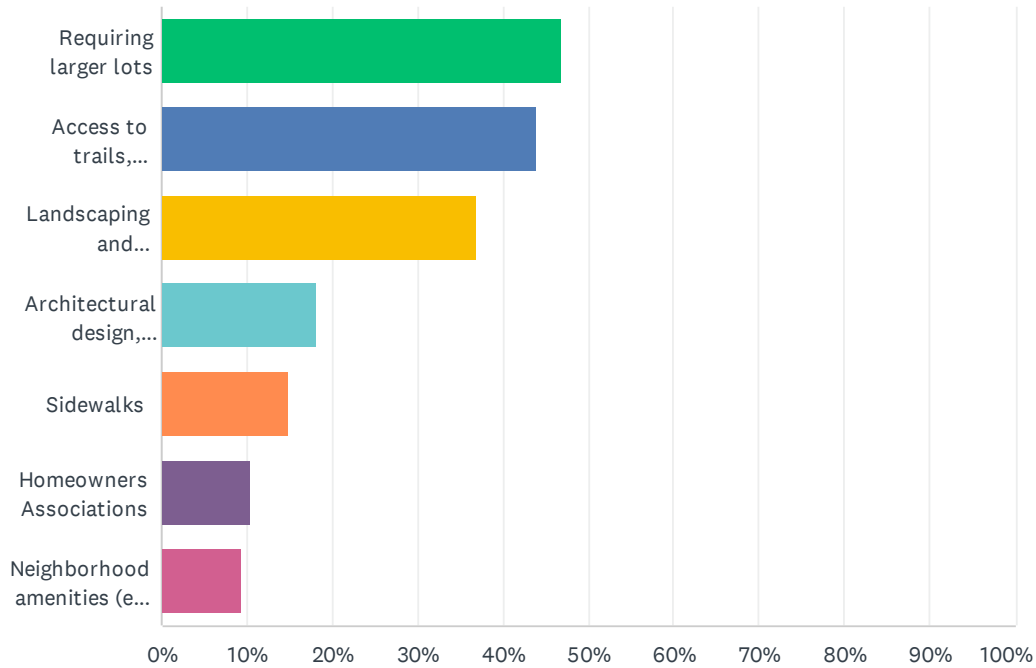
Answered: 530 Skipped: 55



ANSWER CHOICES	RESPONSES	
Agriculture and agri-tourism	62.83%	333
Single-family homes on large lots	55.66%	295
Retail, restaurants, and shopping centers	33.02%	175
Industrial and manufacturing facilities	23.77%	126
Professional or medical offices	20.19%	107
Services (technical, automotive)	17.74%	94
Single-family homes on small lots	13.58%	72
Hotels and lodging	8.11%	43
Other (please specify)	6.98%	37
Total Respondents: 530		

## Q6 What factors are important in establishing and maintaining residential neighborhood quality? (choose two)

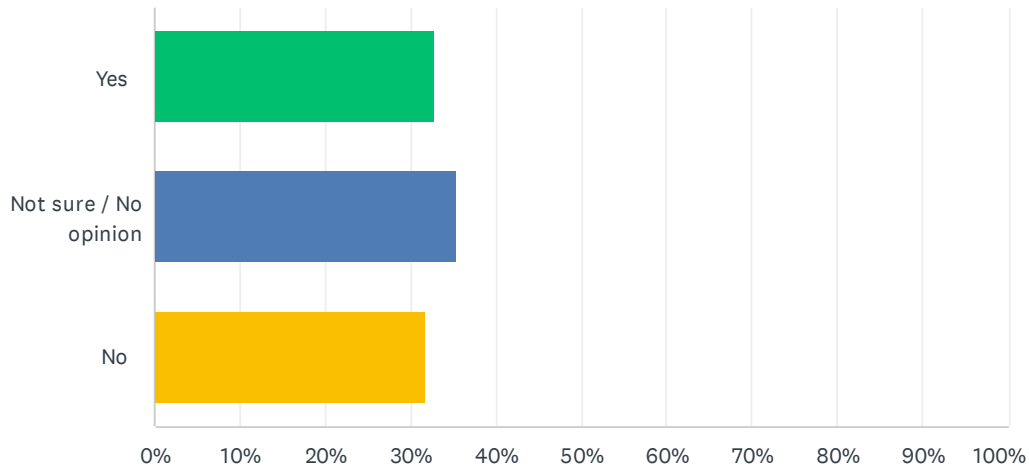
Answered: 533 Skipped: 52



ANSWER CHOICES	RESPONSES	
Requiring larger lots	46.90%	250
Access to trails, greenways, schools, parks, and/or outdoor amenities	43.90%	234
Landscaping and beautification	36.96%	197
Architectural design, materials, and finishes	18.20%	97
Sidewalks	15.01%	80
Homeowners Associations	10.51%	56
Neighborhood amenities (e.g. – clubhouse, pool, or gym)	9.38%	50
Total Respondents: 533		

### Q7 Would you be willing to live in a community that supported a diversity of housing on smaller lots if you knew that it would protect large areas of farmland or open space?

Answered: 532 Skipped: 53

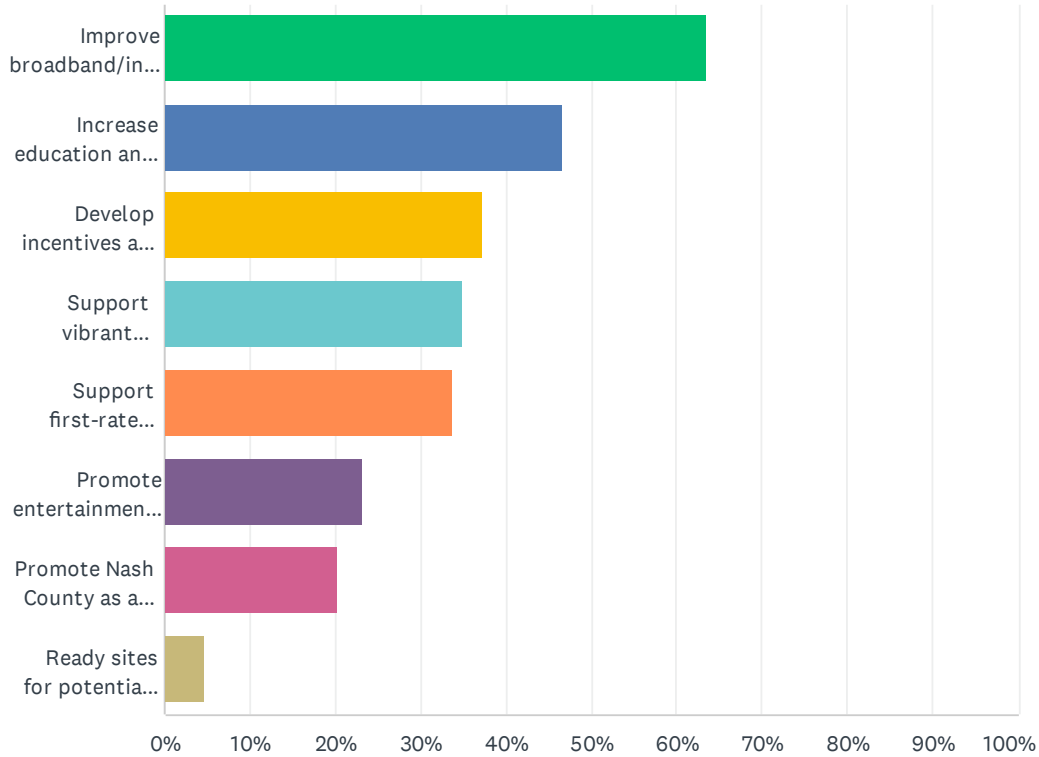


ANSWER CHOICES	RESPONSES	
Yes	32.89%	175
Not sure / No opinion	35.34%	188
No	31.77%	169
<b>TOTAL</b>		<b>532</b>



## Q8 What are your economic and infrastructure priorities? (choose up to three)

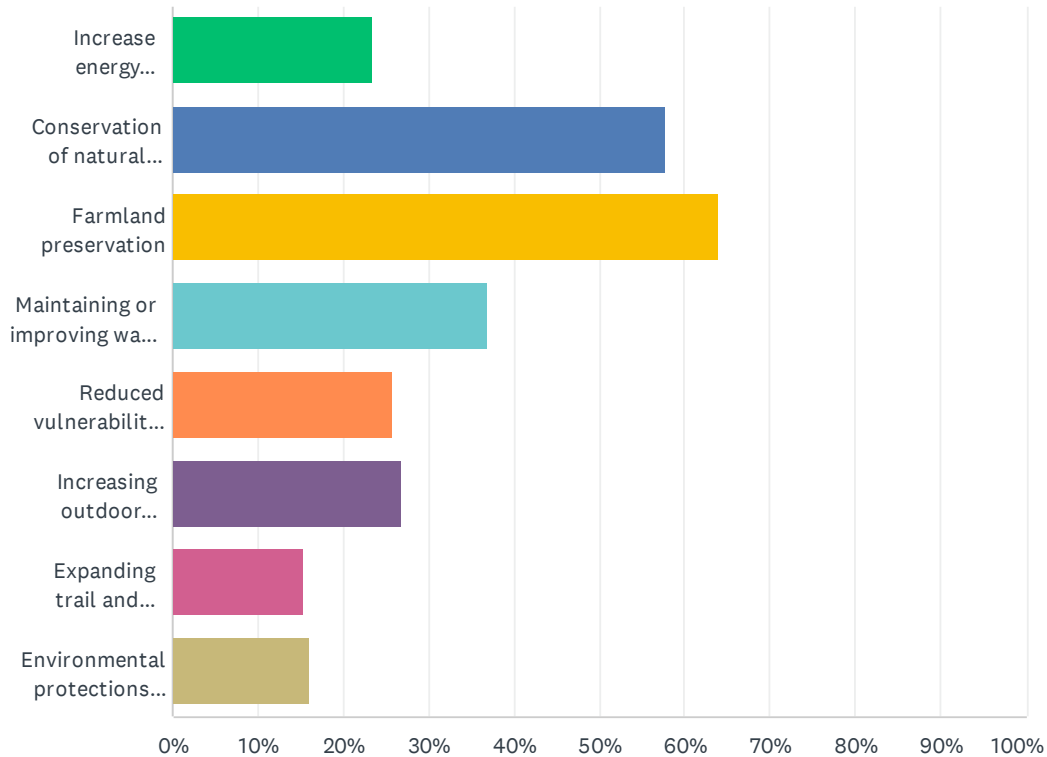
Answered: 500 Skipped: 85



ANSWER CHOICES	RESPONSES
Improve broadband/internet access	63.60% 318
Increase education and training to prepare young people for in-demand careers	46.60% 233
Develop incentives and resources to support local entrepreneurship and small businesses	37.40% 187
Support vibrant downtowns and towns/cities	35.00% 175
Support first-rate schools and infrastructure to help attract large employers	33.60% 168
Promote entertainment and tourism, including nature-based outdoor recreation (e.g. – boat ramps, nature trails, campgrounds, greenways, etc.), sports tourism, and cultural tourism (e.g. - history, arts, etc.)	23.20% 116
Promote Nash County as a destination for employers	20.20% 101
Ready sites for potential employers	4.60% 23
Total Respondents: 500	

## Q9 What are your environmental priorities for Nash County? (choose up to three)

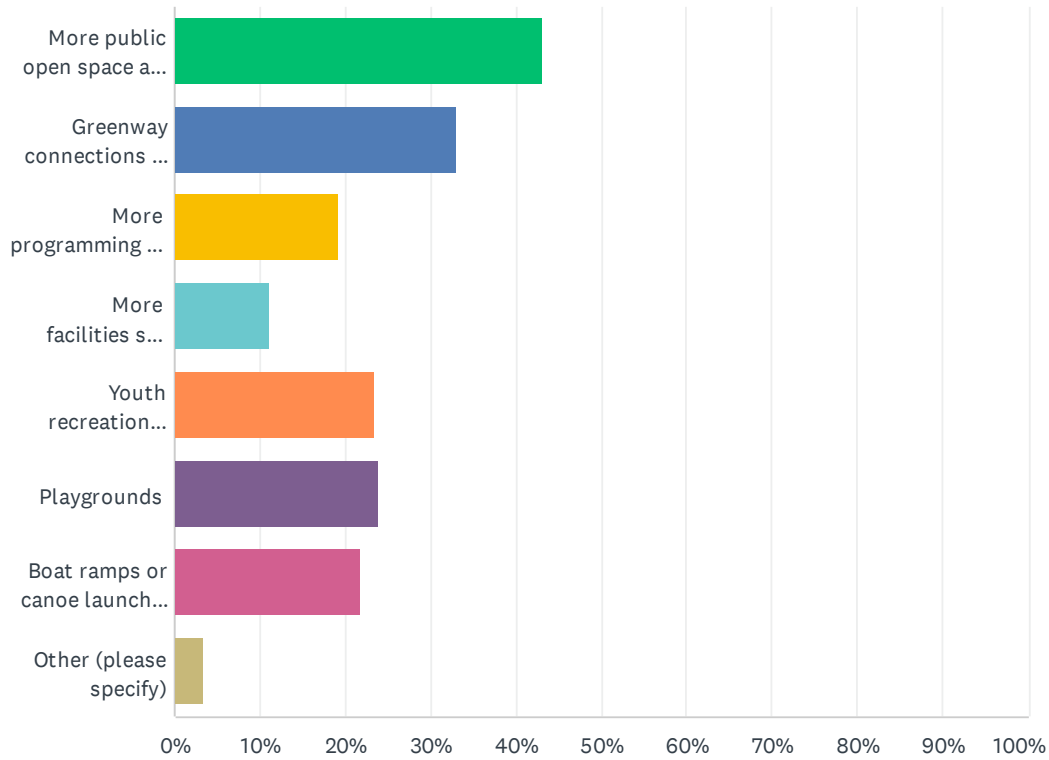
Answered: 500 Skipped: 85



ANSWER CHOICES	RESPONSES	
Increase energy efficiency and waste reduction	23.40%	117
Conservation of natural areas and/or tree preservation/planting	57.80%	289
Farmland preservation	64.00%	320
Maintaining or improving water quality	36.80%	184
Reduced vulnerability (e.g. - to flooding)	25.80%	129
Increasing outdoor recreation opportunities	26.80%	134
Expanding trail and greenway system	15.40%	77
Environmental protections into site design standards	16.00%	80
Total Respondents: 500		

## Q10 What are your parks and amenity priorities? (Choose up to two)

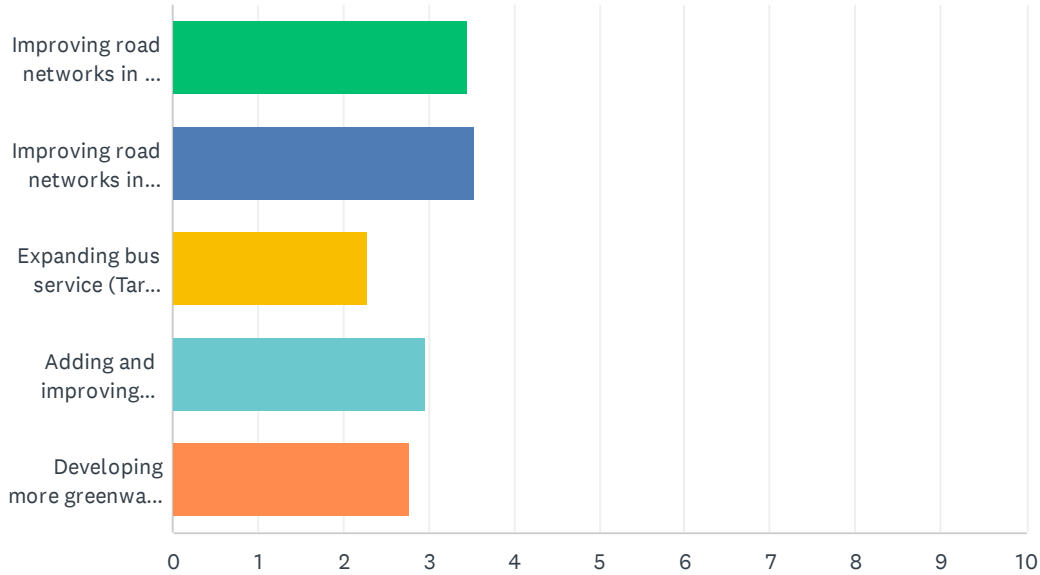
Answered: 500 Skipped: 85



ANSWER CHOICES	RESPONSES	
More public open space and natural areas	43.00%	215
Greenway connections or trails	33.00%	165
More programming and events	19.20%	96
More facilities such as sports fields and courts	11.00%	55
Youth recreation leagues	23.40%	117
Playgrounds	23.80%	119
Boat ramps or canoe launches near water	21.80%	109
Other (please specify)	3.40%	17
Total Respondents: 500		

### Q11 What should be the County’s highest priority in improving its transportation network? Rank in order from 1-5, with 1 being the highest priority.

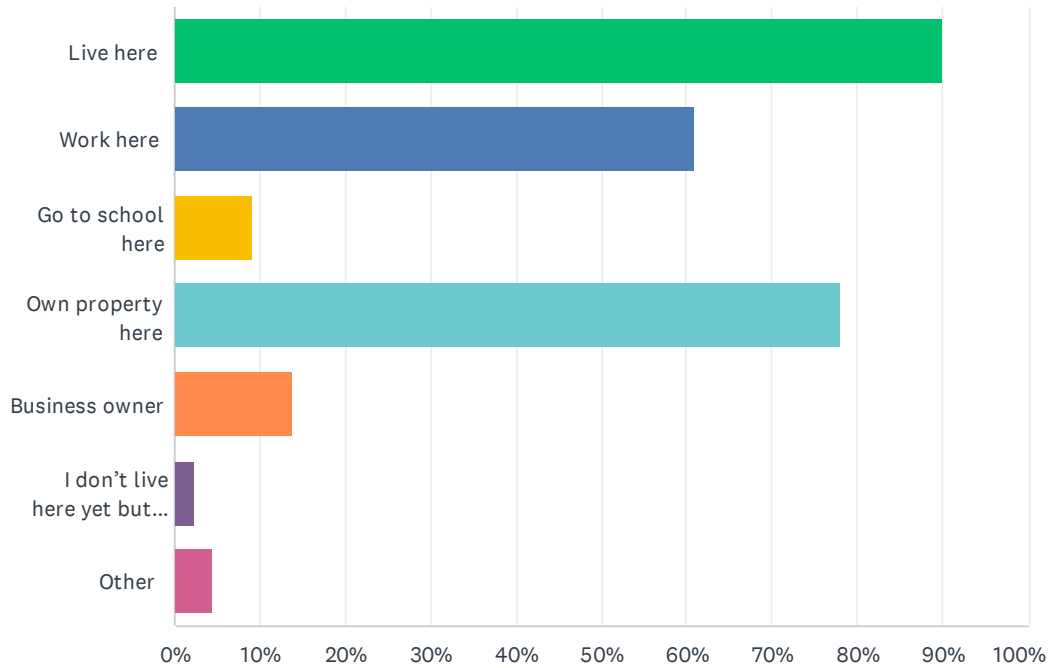
Answered: 494 Skipped: 91



	1	2	3	4	5	TOTAL	SCORE
Improving road networks in and around towns and major activity centers	26.76% 129	29.05% 140	17.22% 83	16.39% 79	10.58% 51	482	3.45
Improving road networks in rural areas and/or between major activity centers	29.84% 145	27.98% 136	18.93% 92	14.20% 69	9.05% 44	486	3.55
Expanding bus service (Tar River Transit) beyond Rocky Mount	13.20% 64	7.63% 37	17.94% 87	16.49% 80	44.74% 217	485	2.28
Adding and improving sidewalks and bike lanes in developed areas and new development	15.56% 75	20.95% 101	22.61% 109	25.73% 124	15.15% 73	482	2.96
Developing more greenways and trails	15.18% 73	14.55% 70	23.70% 114	26.40% 127	20.17% 97	481	2.78

## Q12 How do you relate to Nash County (select all that apply)?

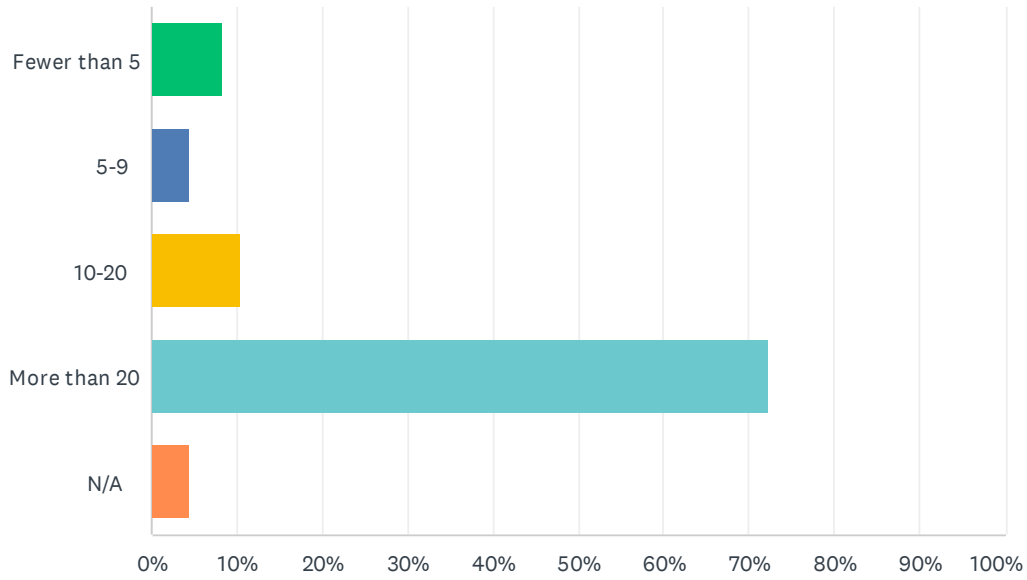
Answered: 496 Skipped: 89



ANSWER CHOICES	RESPONSES	
Live here	89.92%	446
Work here	60.89%	302
Go to school here	9.07%	45
Own property here	78.02%	387
Business owner	13.91%	69
I don't live here yet but would in the future	2.42%	12
Other	4.44%	22
Total Respondents: 496		

## Q13 How many years have you lived in Nash County?

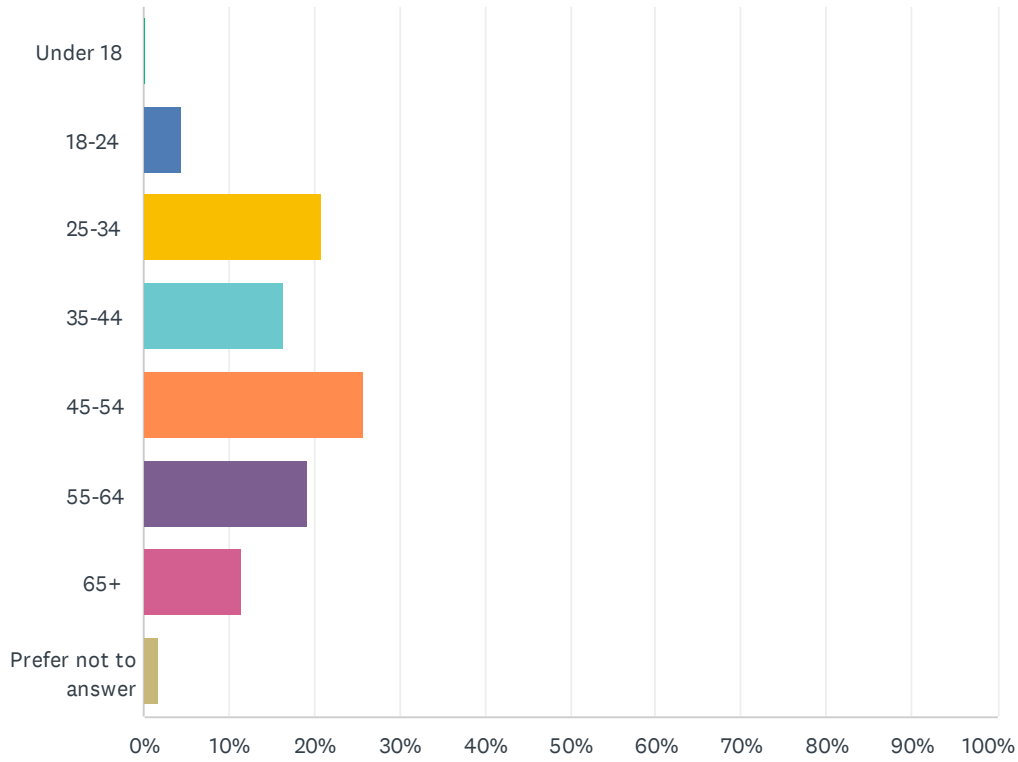
Answered: 496 Skipped: 89



ANSWER CHOICES	RESPONSES	
Fewer than 5	8.27%	41
5-9	4.44%	22
10-20	10.48%	52
More than 20	72.38%	359
N/A	4.44%	22
<b>TOTAL</b>		<b>496</b>

## Q14 How old are you?

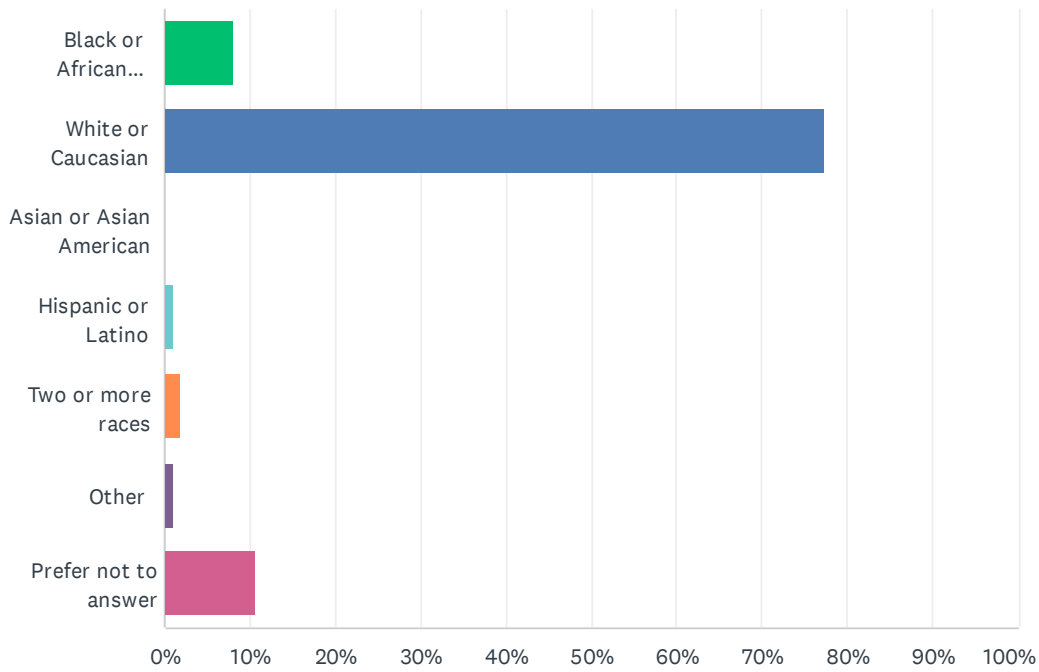
Answered: 494 Skipped: 91



ANSWER CHOICES	RESPONSES	
Under 18	0.20%	1
18-24	4.45%	22
25-34	20.85%	103
35-44	16.40%	81
45-54	25.71%	127
55-64	19.23%	95
65+	11.54%	57
Prefer not to answer	1.62%	8
<b>TOTAL</b>		<b>494</b>

## Q15 Race

Answered: 495 Skipped: 90

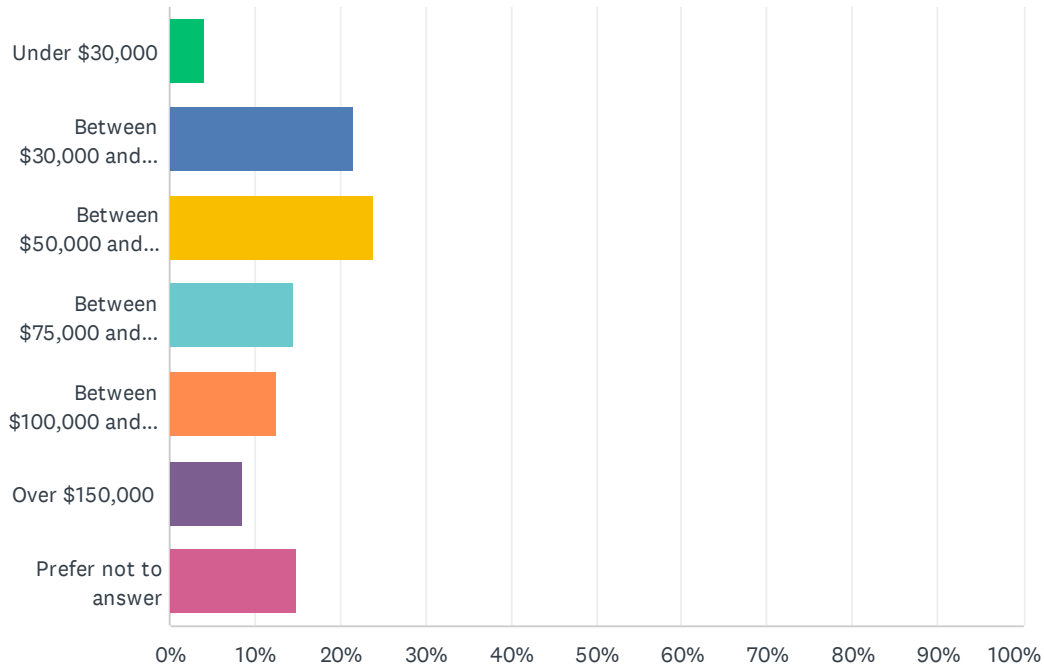


ANSWER CHOICES	RESPONSES	
Black or African American	8.08%	40
White or Caucasian	77.37%	383
Asian or Asian American	0.00%	0
Hispanic or Latino	1.01%	5
Two or more races	1.82%	9
Other	1.01%	5
Prefer not to answer	10.71%	53
<b>TOTAL</b>		<b>495</b>



## Q16 Income

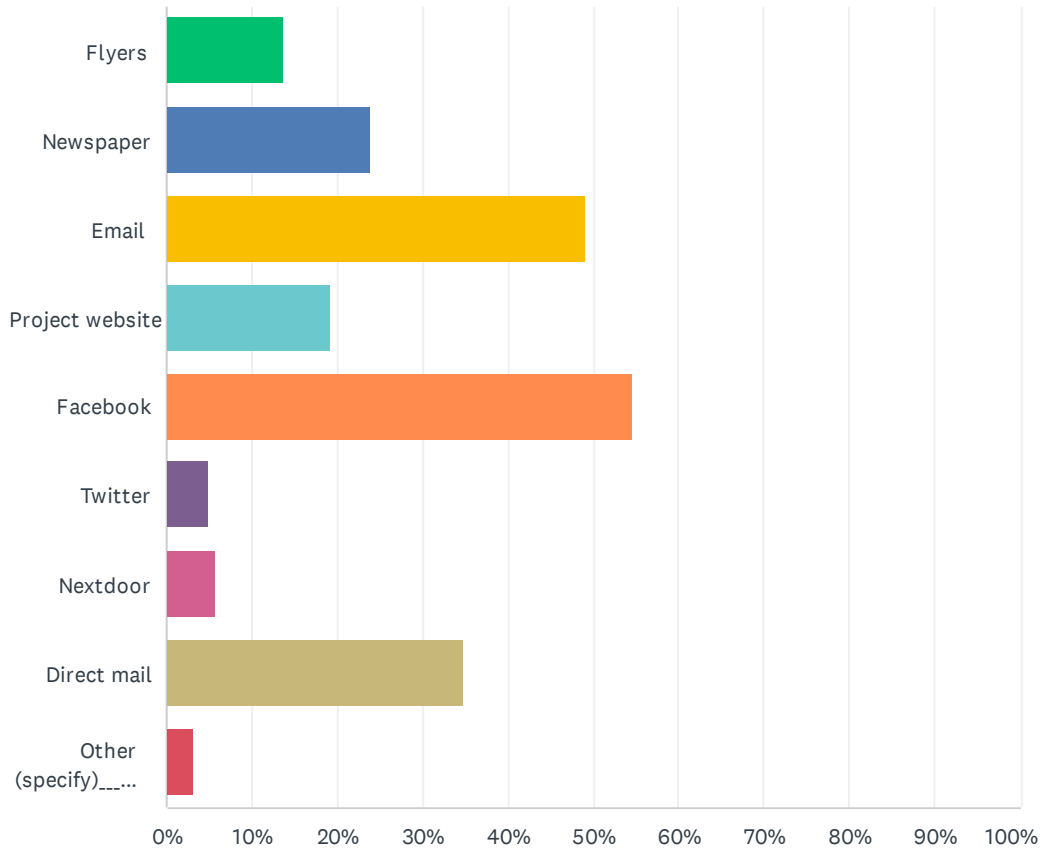
Answered: 497 Skipped: 88



ANSWER CHOICES	RESPONSES	
Under \$30,000	4.02%	20
Between \$30,000 and \$49,999	21.53%	107
Between \$50,000 and \$74,999	23.94%	119
Between \$75,000 and \$99,999	14.49%	72
Between \$100,000 and \$150,000	12.68%	63
Over \$150,000	8.45%	42
Prefer not to answer	14.89%	74
<b>TOTAL</b>		<b>497</b>

### Q17 How would you prefer to be notified of upcoming public meetings, plan development milestones, etc.? (Select all that apply)

Answered: 493 Skipped: 92



ANSWER CHOICES	RESPONSES	
Flyers	13.59%	67
Newspaper	23.94%	118
Email	49.09%	242
Project website	19.27%	95
Facebook	54.56%	269
Twitter	4.87%	24
Nextdoor	5.68%	28
Direct mail	34.69%	171
Other (specify)_____	3.25%	16
Total Respondents: 493		

Q18 If you would like to stay informed about the Comprehensive Plan project, please enter your email here. Your email will only be used by County staff to notify you of important milestones related to this project. It will not be publicly released.

Answered: 244 Skipped: 341